

Test Report



Report No. 2021KRIBS1513.0001

page 1 of 3



Issued Date : 2021. 11. 29.
 Client : NAEWOIKOREA Co., LTD.
 Sample No. : 1
 Sample Description : NWK A-FV 2
 Analysis : Determination of antiviral activity

Result

1. Virus : Feline coronavirus (FCoV)
2. Host cell : CRFK cell
3. chamber size : 53 x 54 x 54 cm³
3. Test condition : 2-hour contact time, 25±1 °C

Sample	Result	
	Log reduction	Antiviral activity(%)
NWK A-FV 2	0.50	68.38


* For details please see attached pages.

confirmation	Tested by Hye-sun Yun 	Approved by Moon Gyu Chung 
--------------	--	---


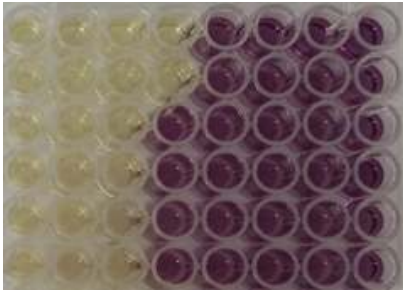
Note.

1. The test results on this report are only limited to the samples and sample names provided by the customer and KRIBS do not guarantee the quality of all products of the customer.
2. This test report shall not be used for public relation, advertisement, lawsuit and any other purposes outside the scope of its defined usage.


Korea Research Institute of Biomedical Science




1. Photo of plate


Sample	Result
Control	<p style="text-align: center;">10⁰ 10⁻¹ 10⁻² 10⁻³ 10⁻⁴ 10⁻⁵ 10⁻⁶ 10⁻⁷</p>  <p style="text-align: center;">KRIBS 한국의과학연구원</p>
NWK A-FV 2	<p style="text-align: center;">10⁰ 10⁻¹ 10⁻² 10⁻³ 10⁻⁴ 10⁻⁵ 10⁻⁶ 10⁻⁷</p>  <p style="text-align: center;">KRIBS 한국의과학연구원</p>

2. Photo of sample

Sample	photo
NWK A-FV 2	



3. Information of chamber

Chamber size	photo
53 x 54 x 54 cm ³	 A photograph of a laboratory chamber, likely a biosafety cabinet or a similar containment unit. The chamber is made of clear acrylic or glass and has a metal frame. Two blue biohazard bags are hanging from the top of the chamber, one on each side. The bags are tied at the top and have a long, narrow opening at the bottom. The chamber is on a stand with four legs. The background is a plain wall.

-THE END-

